Version I A-A

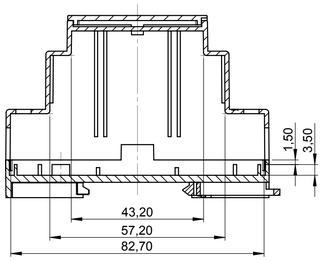

Version II A-A

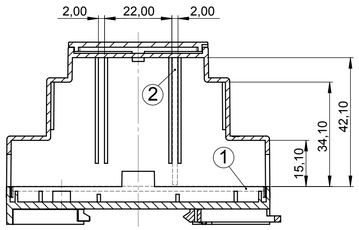

Version III A-A

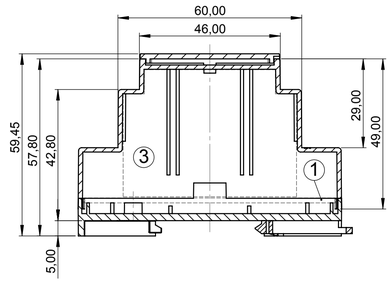

Version IV A-A

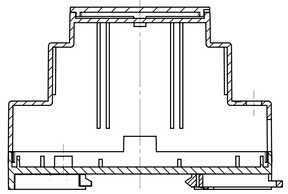

Version V A-A

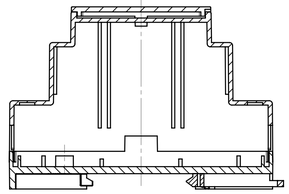

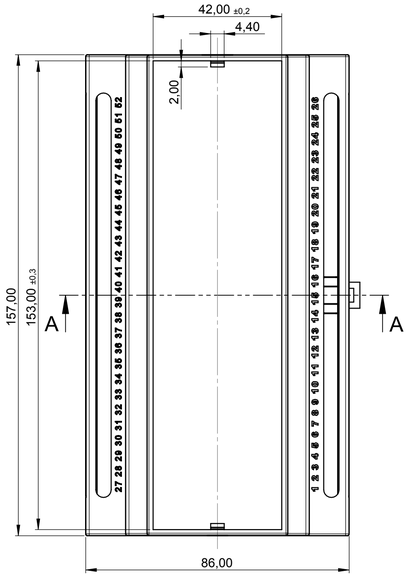

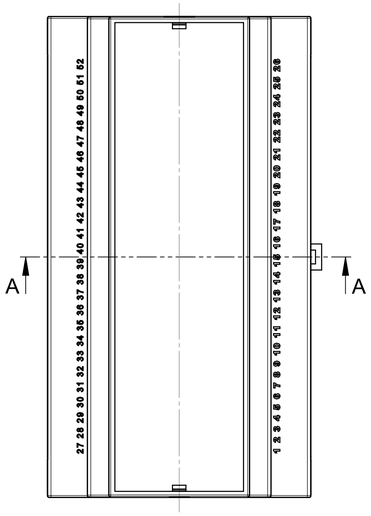

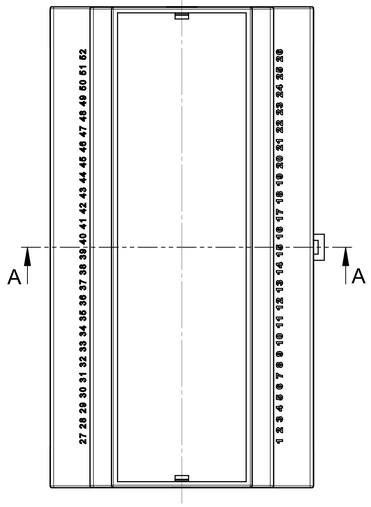

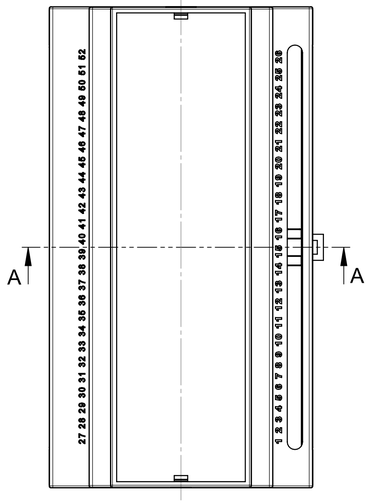

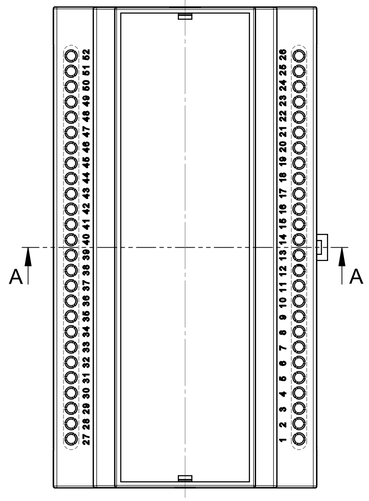

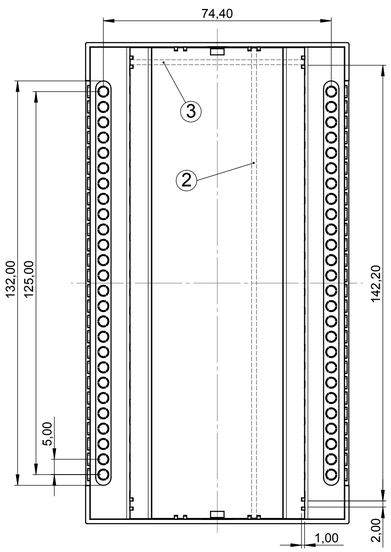

Lüftungsschlitze
Ventilation slots

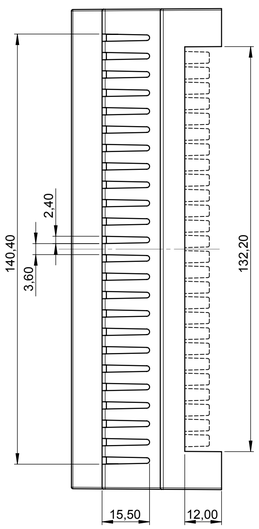

Unterteil
Base

Bohrungen für Wandhalter
holes for wall-suspension element

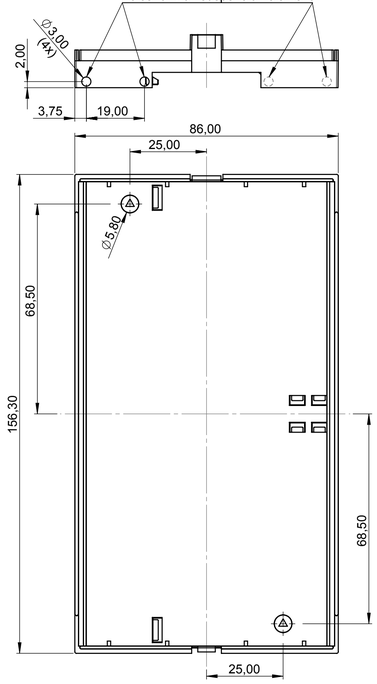

Leiterplatte für das Unterteil
PCB for base

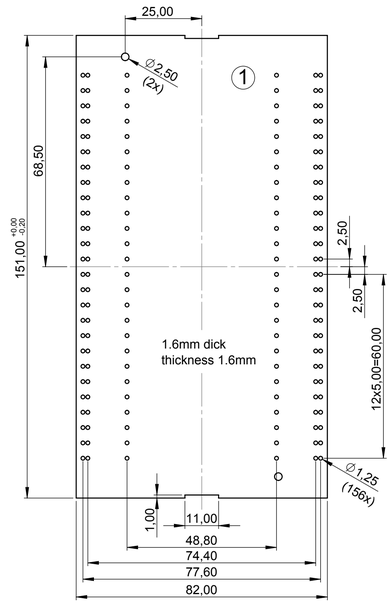

Leiterplatte für das Unterteil
PCB for base

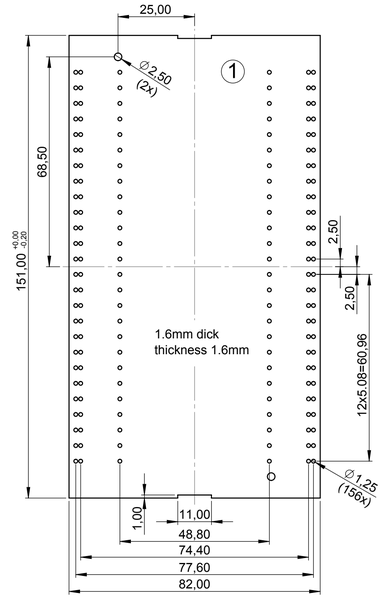

Vertikale Leiterplatte
für das Oberteil
Vertical PCB for top

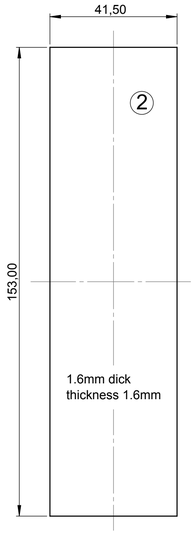

Vertikale Leiterplatte
für das Oberteil
Vertikal PCB for top

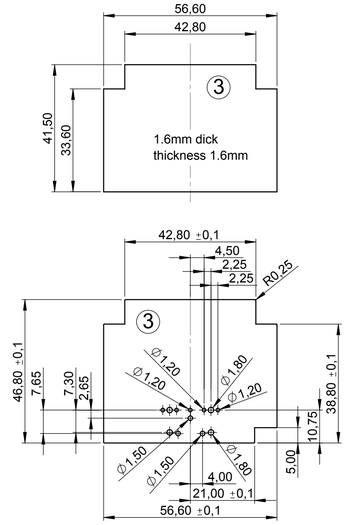

Informationskopie
wird nicht aktualisiert
Copy for Information
will not be updated

Erst. am: 26.03.2008	Toleranzen: DIN 16901 T130	Status: ÄNDERUNG	DIN 6 Teil 2
Erst. von: Hasselb			
Freig. am:	Volumen:	Zeichnungsart: KUNDE	
Freig. von:			
Revision: 04			

Technische Änderungen vorbehalten. Irrtümer oder Druckfehler begründen keinen Anspruch auf Schadensersatz. Wichtige Einbaumaße bitte direkt mit dem aktuellen Produkt abstimmen.

Subject to technical modification without prior notice. Typographical and other errors do not justify any claim for damages. All dimensions should be verified using an actual moulded part.

Sous reserve de modifications techniques. Toute erreur ou faute d'impression ne justifie aucune demande d'indemnisation. Nous prions les clients de verifier les dimensions des composants avec les boitiers avant le montage.

This document contains proprietary information of OKW Gehäusesysteme GmbH and is tendered subject to the conditions that the information be retained in confidence not be reproduced or copied and not be used or incorporated in any product.

OKW GEHÄUSE SYSTEME

RAILTEC B 9 Module
Version I - V

B650511*

M 1:1

Für dieses Dokument behalten wir uns alle Urheberrechte vor. Es darf auch auszugsweise weder vervielfältigt noch Dritten in irgendeiner Form zugänglich gemacht werden.

Dateiname: 00010184