Version I A-A

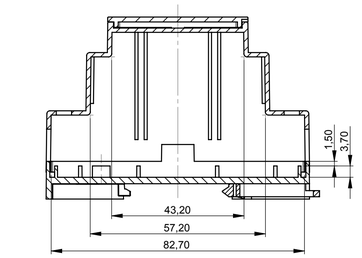

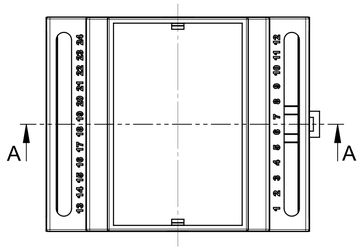

Version II A-A

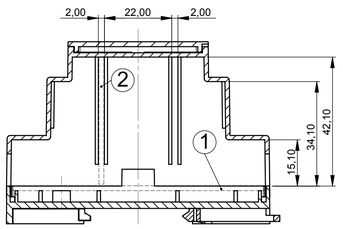

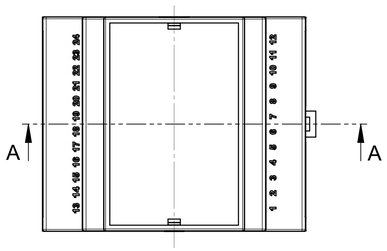

Version III A-A

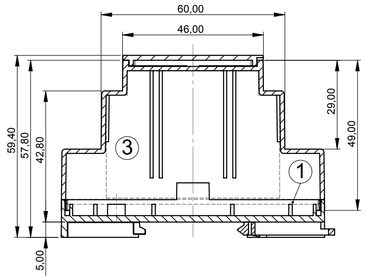

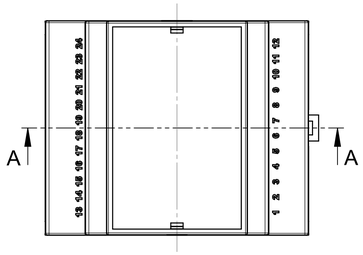

Version IV A-A

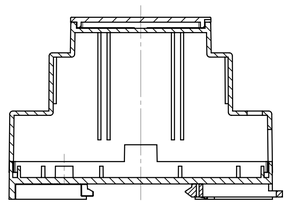

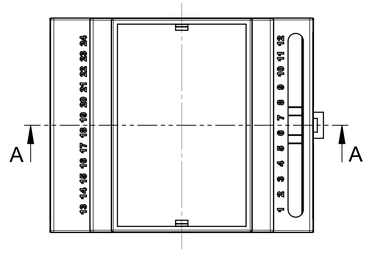

Version V A-A

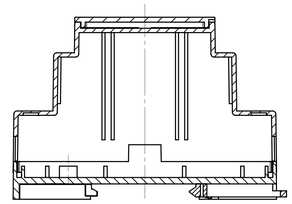

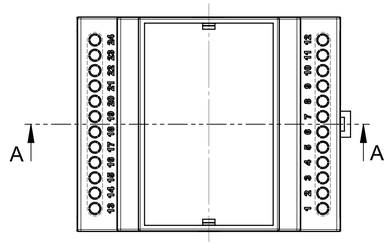

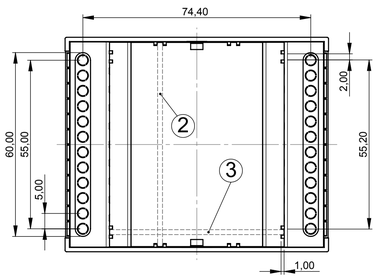

Lüftungsschlitze
Ventilation slots

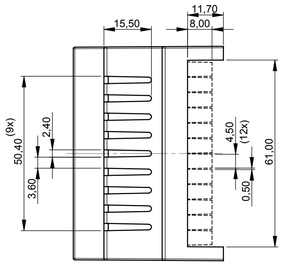

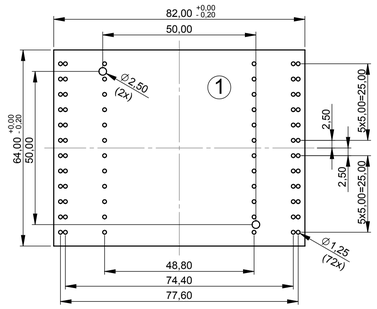

Leiterplatte für das Unterteil
Raster 5.0

PCB for base
block 5.0

1.6mm dick
thickness 1.6mm

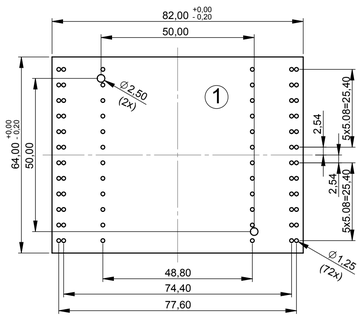

Leiterplatte für das Unterteil
Raster 5.08

PCB for base
block 5.08

1.6mm dick
thickness 1.6mm

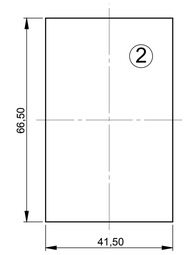

Vertikale Leiterplatte
für das Oberteil

Vertical PCB for top

1.6mm dick
thickness 1.6mm

Unterteil
Base

Bohrungen für Wandhalter
holes for wall-suspension element

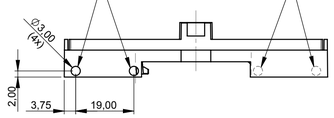

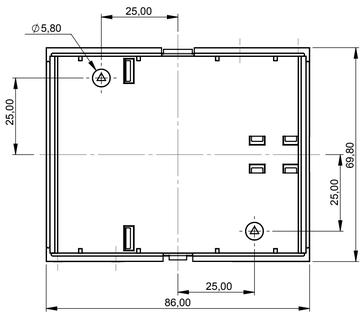

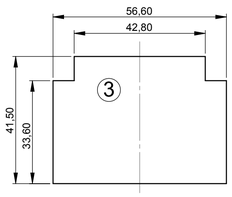

Vertikale Leiterplatte
für das Oberteil

Vertical PCB for top

1.6mm dick
thickness 1.6mm

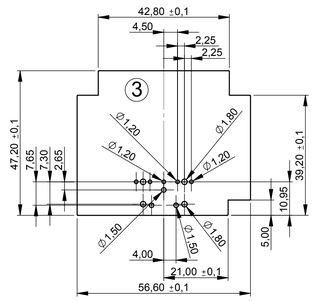

Informationskopie wird nicht aktualisiert Copy for Information will not be updated	Erst. am: 25.03.2008 Erst. von: Hasselb Freig. am: Freig. von: Revision: 04	Toleranzen: DIN 16901 T130 Volumen:	Status: ÄNDERUNG Zeichnungsart: KUNDE DIN 6 Teil 2
Technische Änderungen vorbehalten. Irrtümer oder Druckfehler begründen keinen Anspruch auf Schadenersatz. Wichtige Einbaumaße bitte direkt mit dem aktuellen Produkt abstimmen. Subject to technical modification without prior notice. Typographical and other errors do not justify any claim for damages. All dimensions should be verified using an actual moulded part. Sous reserve de modifications techniques. Toute erreur ou faute d'impression ne justifie aucune demande d'indemnisation. Nous prions les clients de verifier les dimensions des composants avec les boiters avant le montage.	This document contains proprietary information of OKW Gehäusesysteme GmbH and is tendered subject to the conditions that the information be retained in confidence not be reproduced or copied and not be used or incorporated in any product. OKW GEHÄUSE SYSTEME	RAILTEC B 4 Module Version I - V B650311*	M 1:1
		Für dieses Dokument behalten wir uns alle Urheberrechte vor. Es darf auch auszugsweise weder vervielfältigt noch Dritten in irgendeiner Form zugänglich gemacht werden.	Dateiname: 00010453