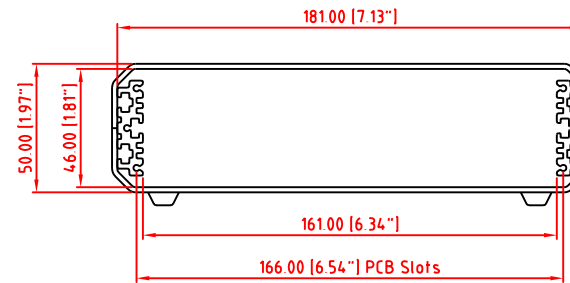
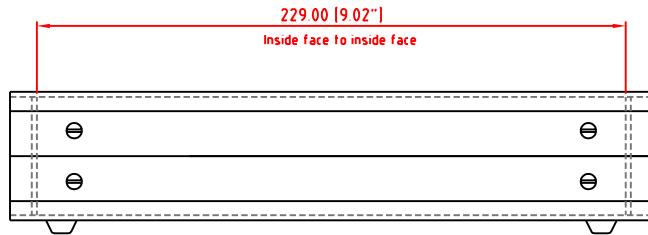
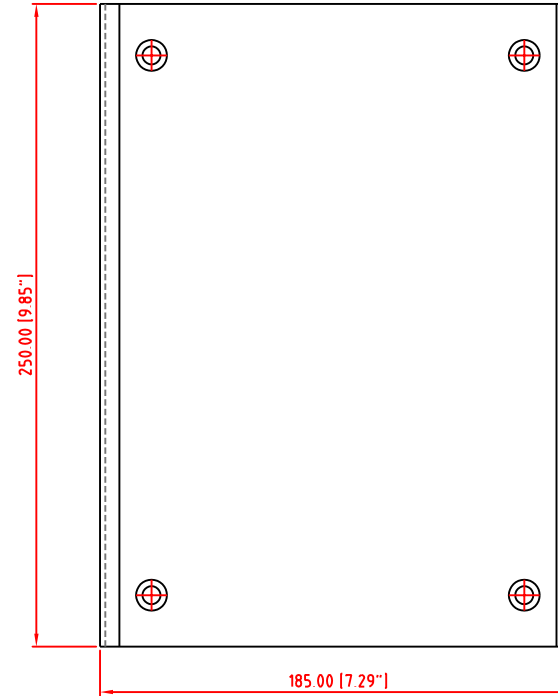
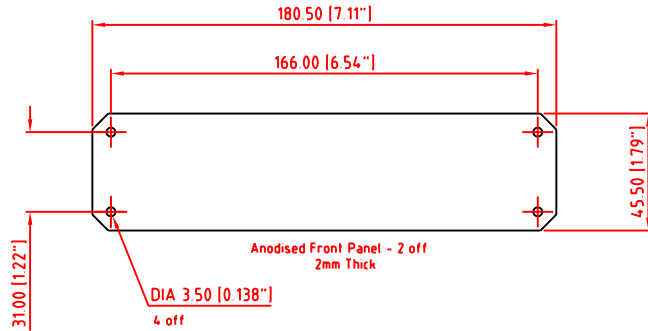


FIRST ANGLE PROJECTION

Modifications	Iss
	1

Note: Subject to technical modifications without prior notice.  
 Typographical and other errors do not justify any claim for damages.  
 All dimensions should be verified using the actual case.



Tolerances unless otherwise stated:  General tolerances ±0.20 Resultant tolerances between hole centers ±0.15 Tolerances on hole diameters ±0.05 Angles ± 0.5° Surface finish 32/	Required Finish	Scale 1:2	ALL DIMENSIONS IN MILLIMETRES (Inches in brackets)			DO NOT SCALE
	Drawn by Ian Cox	Checked By	Drawing Number M5512110	Date drawn November '05	Material Spec	
www.metcase.com	<b>METcase</b> ENCLOSURES Unit 3, Mitchell Close Segensworth East, Fareham, Hampshire, PO15 5SE, UK.		Part Name UNICASE SL2			
			Part Number M5512110	Sheet 1 of 1		
<small>©OKW ENCLOSURES LTD (DATE AS SHOWN). THIS DRAWING CONTAINS PROPRIETARY INFORMATION OF OKW ENCLOSURES LTD AND IS TENDERED SUBJECT TO THE FOLLOWING CONDITIONS: THE INFORMATION BE RETAINED IN CONFIDENCE, NOT BE REPRODUCED OR COPIED, AND NOT BE USED OR INCORPORATED IN ANY PRODUCT, UNLESS PERMISSION IS OBTAINED IN WRITING FROM OKW ENCLOSURES LTD.</small>						